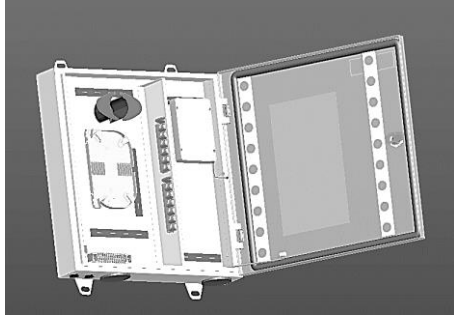


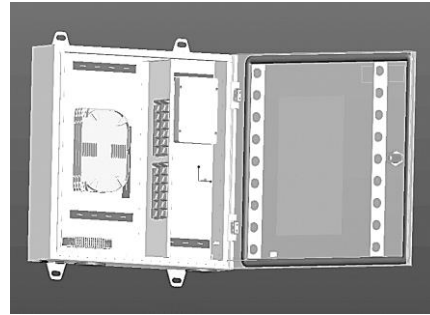
UCCONNECT®

Fibre Termination Box Wall Mount with Adaptor Panel and Splice Tray

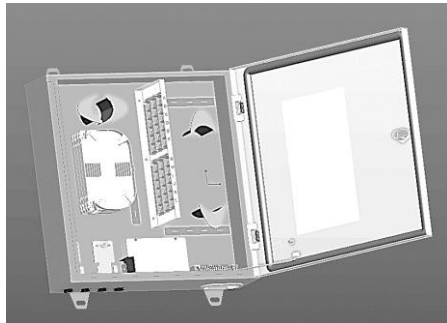
Construction



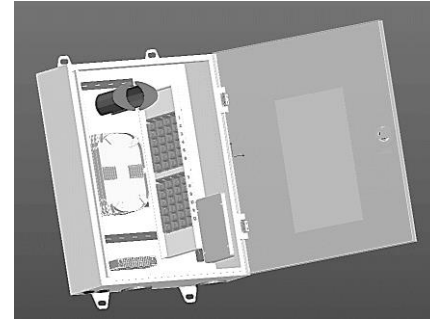
12F



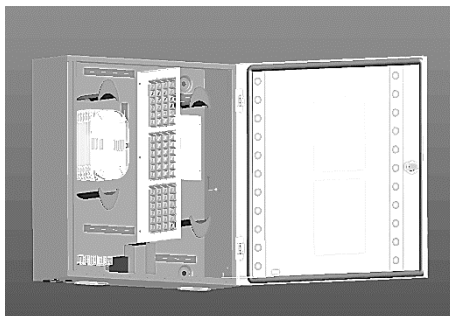
24F



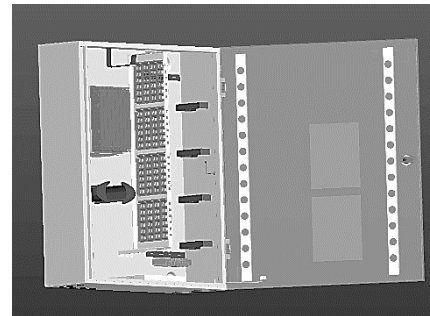
36F



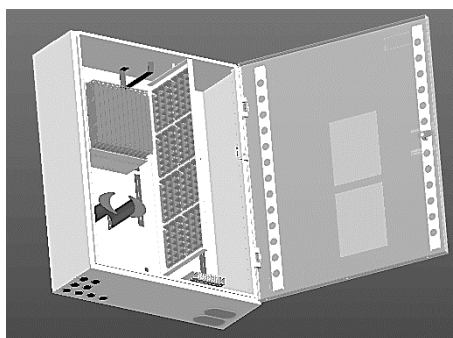
48F



72F



96F



144F

UCCONNECT®

Fibre Termination Box Wall Mount with Adaptor Panel and Splice Tray

Optical terminal box is used to connect the indoor (outdoor or corridor) trunk cable and distribution cable, complete the access of cable, fixed, fiber splicing and wiring, installation and distribution of optical splitter, a fixed bar to route the excessive cable.

Features

- Splicing and wiring settings, easy to operate.
- A variety of capacity configurations to meet different occasions.
- Box-splitter available on request.
- Grounding accessory included.
- Quick installation.

Specification

Environmental

Work Temperature:	+5°C ~ +40°C
Relative Humidity:	≤ 85% @ 30°C
Atmospheric Pressure:	70KPa ~ 106Kpa

Performance

Insertion Loss:	≤ 0.2 dB
Return Loss (UPC):	≥ 50 dB
Return Loss (APC):	≥ 60dB
Plug & Unplug:	≥ 500 times

UCCONNECT®

Fibre Termination Box Wall Mount with Adaptor Panel and Splice Tray

Order Information

Item	Type	Dimensions HxWxD(mm)	Capacity	Cable Entry / Exit (mm)
FTB (Indoor)	FTBI-012	340x300x80	12F	φ 23: 2pcs, φ 50: 2pcs
	FTBI-024	340x300x80	24F	φ 23: 2pcs, φ 50: 2pcs
	FTBI-036	340x420x96	36F	φ 23: 4pcs, φ 35*75: 1pcs
	FTBI-048	360x300x80	48F	φ 23: 2pcs, φ 50: 2pcs
	FTBI-072	460x480x121	72F	φ 23: 4pcs, φ 35*75: 2pcs
	FTBI-096	570 x430x151	96F	φ 23: 8pcs, φ 35*75: 2pcs
	FTBI-144	600 x480x175	144F	φ 23: 8pcs, φ 35*75: 2pcs
FTB (Outdoor IP65)	FTBO65-012	420x340x100	12F	φ 23: 2pcs, φ 50: 2pcs
	FTBO65-024	420x340x100	24F	φ 23: 2pcs, φ 50: 2pcs
	FTBO65-036	420x340x100	36F	φ 23: 4pcs, φ 35*75: 1pcs
	FTBO65-048	420x340x125	48F	φ 23: 2pcs, φ 50: 2pcs
	FTBO65-072	420x380x175	72F	φ 23: 4pcs, φ 35*75: 2pcs
	FTBO65-096	600x500x160	96F	φ 23: 8pcs, φ 35*75: 2pcs
	FTBO65-144	600x480x175	144F	φ 23: 8pcs, φ 35*75: 2pcs

<Product Code>: FTBI/FTBO65<*><***><**>**

<***>: Splice Qty, i.e. 012, 024, 036, 048, 072, 096, 144

<***>: Fibre type, i.e. 009-SM G652D, 015-SM G657A1, 007-SM G657A2, 062-OM1, 050-OM2, 033-OM3, 043-OM4

<**>: Connector type, i.e. 01-SC/UPC, 02-SC/APC, 03-LC/UPC, 04-LC/APC, 05-ST/UPC, 06-FC/UPC

Note: De facto adaptors are LC Duplex , Simplex SC and Simplex ST.

UCCONNECT®

Fibre Termination Box Wall Mount with Adaptor Panel and Splice Tray

SAP Code	Part No.	Product Description	Qty (set)
Indoor			
TBC	FTBI-01200901	Indoor FTB Wall Mount 12 x SC/UPC Pigtail x 12 Simplex Adaptor Blue SM G652D	1
TBC	FTBI-01200902	Indoor FTB Wall Mount 12F x SC/APC Pigtail x 12 x Simplex Adaptor Green SM G652D	1
TBC	FTBI-01200903	Indoor FTB Wall Mount 12 x LC/UPC Pigtail x 6 x Duplex Adaptor Blue SM G652D	1
TBC	FTBI-01200904	Indoor FTB Wall Mount 12 x LC/APC Pigtail 6 x Duplex Adaptor Green SM G652D	1
TBC	FTBI-01203303	Indoor FTB Wall Mount 12 x LC/UPC Pigtail x 6 x Duplex Adaptor Aqua OM3	1
TBC	FTBI-01204301	Indoor FTB Wall Mount 12 x LC/UPC Pigtail x 6 x Duplex Adaptor Aqua OM4	1
Outdoor			
TBC	FTBO6501201503	Fibre Termination Box Wall Mount with Adaptor Panel and Splice Tray, IP65, 12FO, SM G657A1, LC/UPC	1
TBC	FTBO6502401503	Fibre Termination Box Wall Mount with Adaptor Panel and Splice Tray, IP65, 24FO, SM G657A1, LC/UPC	1
TBC	FTBO6504801503	Fibre Termination Box Wall Mount with Adaptor Panel and Splice Tray, IP65, 48FO, SM G657A1, LC/UPC	1
TBC	FTBO6509601503	Fibre Termination Box Wall Mount with Adaptor Panel and Splice Tray, IP65, 96FO, SM G657A1, LC/UPC.	1

Please contact our local sales office or mms.asia@prysmiangroup.com

Multimedia Solutions is the data communication portfolio of Prysmian Group and comprises all the necessary portfolio of cable solutions for data communication.

Ask about UC CONNECT for a complete Structure Cabling Solutions with 25 Years System Warranty. Visit www.DrakaUC.com for more information.

© PRYSMIAN GROUP 2020, All Rights Reserved

All sizes and values without tolerances are reference values. Specifications are for product as supplied by Prysmian Group: any modification or alteration afterwards of product may give different result.

The information contained within this document must not be copied, reprinted or reproduced in any form, either wholly or in part, without the written consent of Prysmian Group. The information is believed to be correct at the time of issue. Prysmian Group reserves the right to amend this specification without prior notice. This specification is not contractually valid unless specifically authorised by Prysmian Group.